

# Korrektur Praxisheft Saxophon



D2/E1 - Seite 15 - Takt 8 (Falscher Ton)

falsch




richtig



D2/E1 - Seite 15 - Takt 29 (Falsche Töne)

falsch



richtig



D2/E2 - Seite 16 - Takt 4 (Falscher Ton)

falsch



richtig




D2/E2 - Seite 17 - Takt 18 (Vorschlag fehlt)

falsch




richtig



D2/E3 - Seite 18 - Tempoangabe

falsch

Andante con gusto ( $\text{♩} = \del{88})$



richtig

Andante con gusto ( $\text{♩} = 132 - 144$ )



D2/V1 - Seite 20 - Takt 22 (Falscher Ton)

falsch

Musical notation for a triplet in 3/4 time. The notes are G4, A4, and B4. The B4 note is circled in pink, indicating it is the 'falscher Ton' (wrong note).

richtig

Musical notation for a triplet in 3/4 time. The notes are G4, A4, and B4. The B4 note is circled in pink, indicating it is the 'richtig' (correct) note.

D2/V2 - Seite 22 - Takt 5 (Fehlender Takt, fehlende Akzente)

falsch

Musical notation for a piece in 6/8 time. The first staff shows measures 1-4 with accents (>) over the first and third eighth notes. The fifth measure is circled in pink, indicating a missing accent. The second staff shows measures 5-9 with a pink arrow pointing to measure 5. The third staff shows measures 10-14 with the instruction 'cresc. e stretto'.

richtig

Musical notation for a piece in 6/8 time. The first staff shows measures 1-4 with accents (>) over the first and third eighth notes. The fifth measure is circled in pink, indicating a missing accent. The second staff shows measures 5-9 with a pink box around measures 5-6 and a pink arrow pointing to measure 5. The third staff shows measures 10-14 with the instruction 'cresc. e stretto'.

D3/V1 - Seite 37 - Takt 26 (Falsche Note beim Vorschlag)

falsch



richtig

